

Screenshots Road-User Portal Satellic:

URL: <https://satellic.be/en-UK> - Road User Portal

- | | |
|---|-------|
| 1. Account registration | p.2 |
| 2. Login: I'm managing | p.3 |
| 3. Register vehicle incl. upload vehicle papers | p.4 |
| 4. Order an OBU | p.5-8 |



**From April 1st 2016
Kilometre Charging for heavy goods vehicles in Belgium**

From April 1st 2016, all heavy goods vehicles of more than 3.5 tonnes must have a working **On Board Unit (OBU)** in Belgium. An OBU is only required if the tractor unit has a gross vehicle weight (GVW) of over 3.5 tonnes. The point of reference for the definition of the weight that needs to be registered in the system is the Gross Combination Weight Rating (**GCWR**).

Detailed information can be found under downloads/vehicle documents.

REGISTER NOW

The banner features a background image of a white truck on a highway. On the right side, there is a graphic of a truck passing through a toll gate with a play button icon overlaid on it.



**Welcome to the
Satellic Road User
Portal.**


This is where you can register your vehicles, order your OBUs, get your invoices, and much more. Before you can use the Portal, you will have to register.

LOGIN **REGISTER**

The screenshot shows a login and registration interface. It has a light blue background with a faint image of a truck. There are two buttons: a green 'LOGIN' button and a blue 'REGISTER' button.



1. Account registration:



Account registration

Personal data

Business customer Private customer

First name Last name

Street Number

Postal code City

Country Language

EU-VAT identification number

E-mail address

Confirm e-mail address

Bank Account

Account holder

BIC IBAN

Contact person

Salutation First name Last name

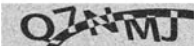
Phone number

Road User Portal Login

Username

Password

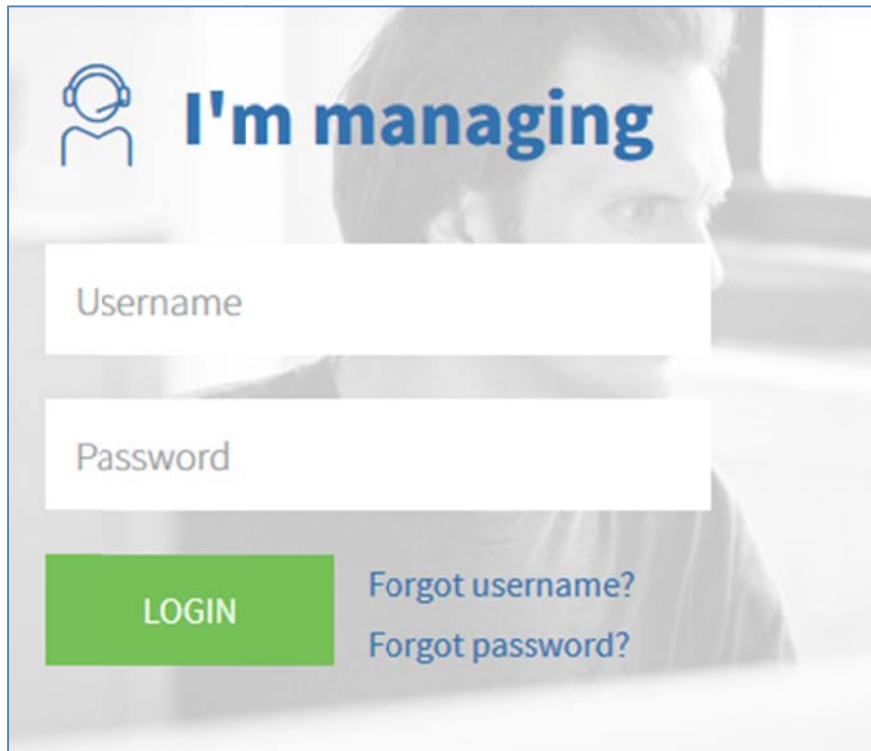
Confirm Password




Please type the text displayed above

Accept our Terms and Conditions

2. Login - I'm managing:

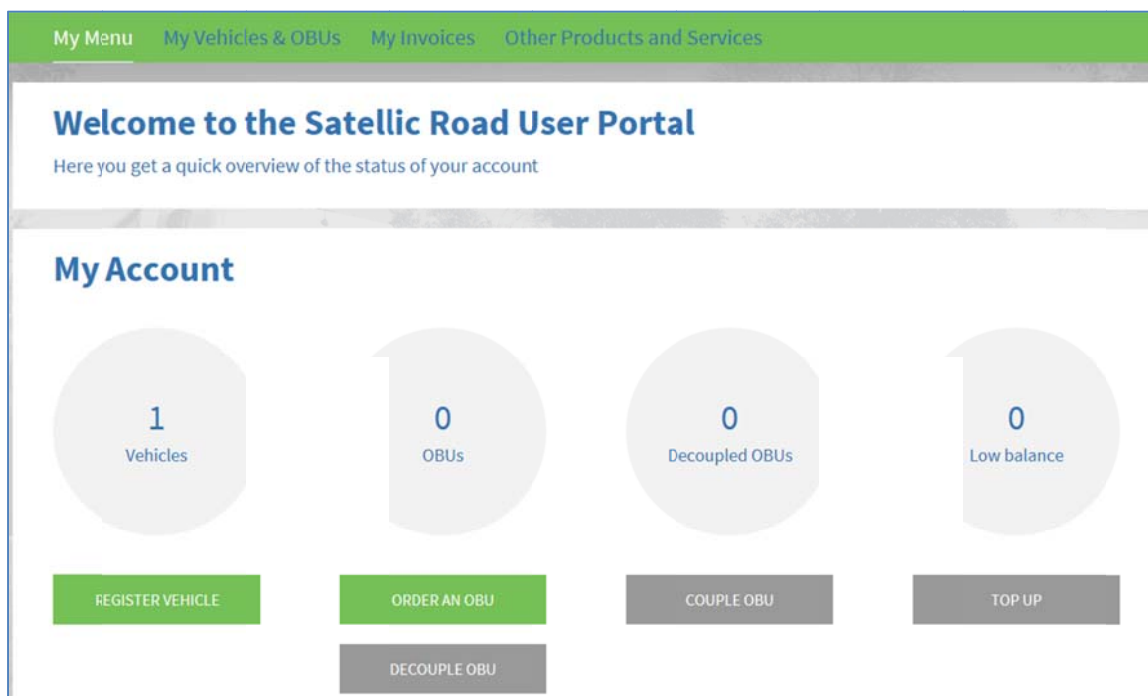


 **I'm managing**

Username

Password

LOGIN [Forgot username?](#)
[Forgot password?](#)



[My Menu](#) [My Vehicles & OBUs](#) [My Invoices](#) [Other Products and Services](#)


Welcome to the Satellic Road User Portal

Here you get a quick overview of the status of your account

My Account

1 Vehicles	0 OBUs	0 Decoupled OBUs	0 Low balance
REGISTER VEHICLE	ORDER AN OBU DECOUPLE OBU	COUPLE OBU	TOP UP

3. Register vehicle incl. upload vehicle papers:



Register Vehicle

Vehicle data

Vehicle's country of origin	Licence plate number
<input type="text" value="Belgium"/>	<input type="text"/>
Gross Combination Weight (GCW) [kg] ?	Emission class ?
<input type="text" value="0"/>	<input type="text" value="Choose One"/>

Attention! Please check carefully how to register the correct weight and emission class [here](#).

Vehicle papers (0.00 KB)


To verify your registration data you need to provide a copy of your vehicle registration paper(s) that proof the above data. Next to your vehicle registration paper(s) you may need additional documents to proof the weight and emission class. In case the Gross Vehicle Weight or emission class is not known, the highest category has to be selected: 60.000 kg and Euro Class 0.

Before uploading the file(s), please ensure that the information is legible. Only pdf, jpeg, tiff, and png files are accepted with a maximum of 4 files.

I hereby confirm that all information is correct and complete. If the information provided is incorrect, the highest rates may be applied or the On Board Unit may be blocked and put on the blacklist. Satellic NV will store, process and use personal information only for the purposes of tolling in Belgium.


4. Order an OBU:

- a.) Order one OBU for a specific vehicle OBU (Payment mode: Fuel card)
- b.) Order multiple OBUs that you can couple to your vehicles later on (payment in advance)



Order one or more OBU(s)


Please choose whether you want to order one OBU for a specific vehicle or order multiple OBUs that you can couple to your vehicles later on.



If you want to order only 1 OBU for your vehicle, you have to

1. Select vehicle
2. What is your shipment address?
3. How will you pay the toll?
4. Pay OBU deposit

ORDER ONE



If you want to order between 2 and 936 OBUs in one order, you have to

1. How many OBUs do you need?
2. What is your shipment address?

ORDER MULTIPLE

a.) Order 1 OBU:

Step 1: Select a vehicle

Step 1 of 5

Please select a vehicle to order an OBU for

OR **REGISTER A VEHICLE**

To register a new vehicle you will directly be transferred to another process.

NEXT Cancel

Step 2: Provide a shipment address

Step 2 of 5
Provide a shipment address for your OBU order

Please send my OBU to:

Account address Another address

First name Last name

Street Number

Postal code City

Country
Germany

NEXT Cancel


Step 3: Enter payment mode (Post-paid) and payment method (Fuel card)


Step 3 of 5
Choose how you will pay the toll. You can pay your future toll charges in two ways: pre-paid (beforehand) or post-paid (afterwards).

Payment mode

Pre-paid Post-paid

Payment via

Credit Card 


Fuel Card 


NEXT Cancel

Step 4: Pay OBU deposit – Payment via Fuel card


Step 4 of 5
Choose how you want to pay the OBU deposit.

Payment via

Credit Card 

Fuel Card 

NEXT Cancel

Bezahlen 

Tankkarte

Kartennummer

Karten Verfallsdatum /

Sicherheitscode

Betrag

Währung

*) Sicherheitscode: Bitte erkundigen Sie sich bei Ihrem Kartenherausgeber, ob für die Online Buchung im belgischen Mautsystem ein Internet-Sicherheitscode erforderlich ist. Wenn nicht, lassen Sie das Feld bitte leer. Geben Sie hier nicht die PIN Ihrer Karte ein! Sollte Ihre Karte nicht akzeptiert werden, wenden Sie sich bitte an Ihren Kartenherausgeber.

[Impressum](#) [Datenschutz](#)

[<| Abbruch \(zurück zum Webshop\)](#) [Bezahlen |>](#)

Step 5: Order confirmation

b.) Order multiple OBUs at once

Step 1: Enter the number of OBUs (2 – 936)

Step 1 of 3

1/3 Order multiple OBUs at once.

You can order multiple OBUs here which you can couple to your vehicles after you have received them. Before the order is shipped, Satellic needs to have received your payment by bank transfer.

Enter the number of OBUs you want to order.

x 135 EUR (Deposit per OBU)

You can order a minimum of 2 OBUs and maximum 936 OBUs here. To order a single OBU, you have to register a vehicle first and then order an OBU for it.

[NEXT](#) [Cancel](#)

Step 2: Enter shipment address and shipment date

Step 2 of 3

2/3 Shipment address

Please send my OBUs to

Account address Another address

First name

Sönke

Last name

Buschmann

Street

Königsteiner Str

Number

22

Postal code

65929

City

Frankfurt

Country

Germany



NEXT

Cancel

Preferred shipment date

You need to pay at least 10 days in advance of your preferred shipment date.

Your order confirmation will provide you with all the necessary payment instructions.

Step 3: Check and confirm your order

Step 3 of 3

3/3 Please confirm your order

Order details

Number of OBUs	2
Deposit in €	270
Payment via	Bank transfer
Preferred shipment date	12/1/2016

Shipment address

First name	LogPay
Last name	Financial Services
Street	Schwalbacher Str 72
City	65760 Eschborn
Country	Germany

Press 'ORDER' to confirm your data and to order your OBUs.

ORDER

Cancel